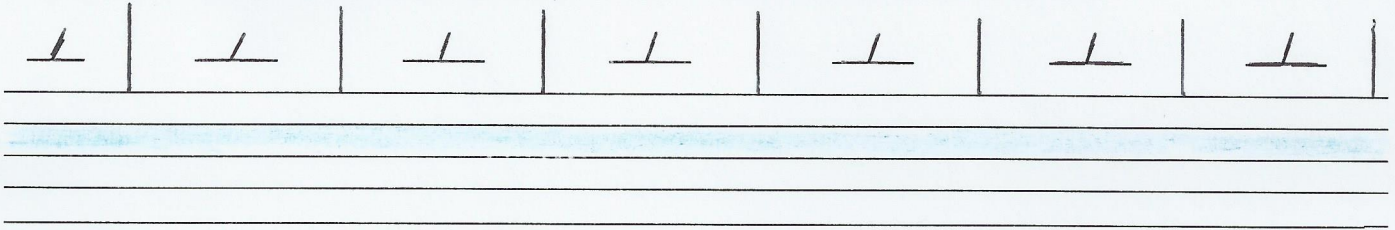


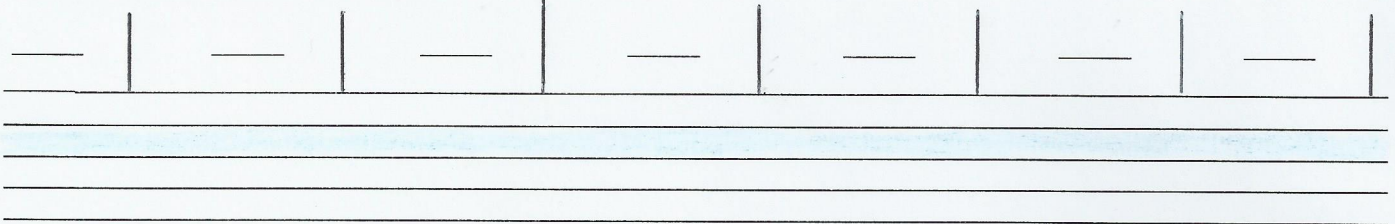
LEARNING TO WRITE THE NOTES OF THE SECOND OCTAVE

"TI" (B)


TRACE THE NOTE ABOVE THE ADDITIONAL LINE INSIDE EVERY SECTION



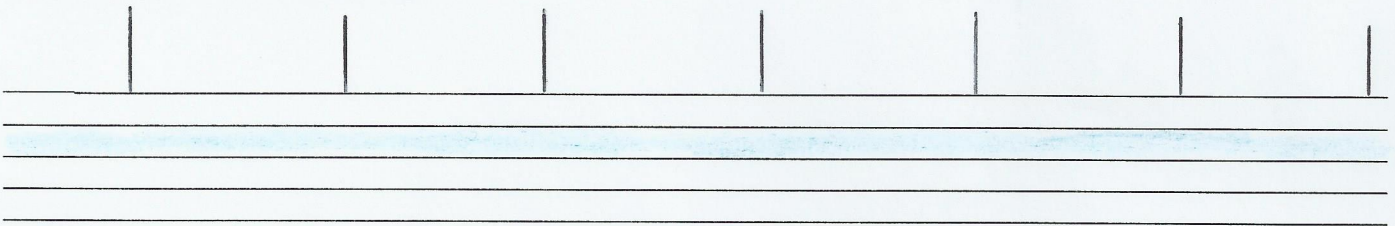
NOW WRITE IT YOURSELF




TRACE THE ADDITIONAL LINE AND THE NOTE INSIDE EVERY SECTION



NOW WRITE IT YOURSELF



TRACE THE NOTE DO(C), RE (D), MI (E), FA (F), SOL (G), LA (A) AND TI (B), MAKING SOME ROOM FOR EVERY FOLLOWING NOTE



WRITE THE NOTE TI (B) YOURSELF

