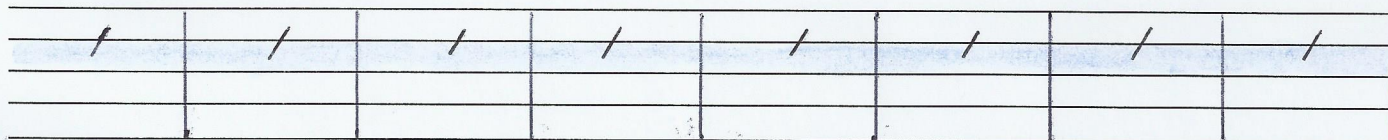


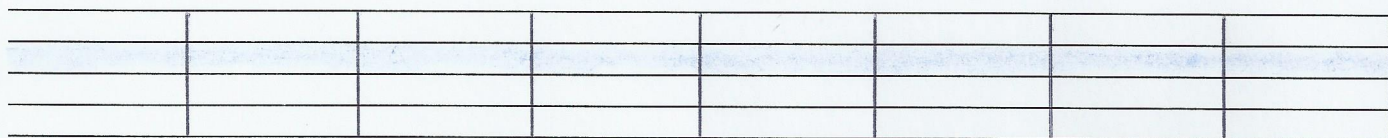
LEARNING TO WRITE THE NOTES OF THE SECOND OCTAVE

"RE" (D)


TRACE THE NOTE INSIDE EVERY SECTION




NOW WRITE IT YOURSELF




TRACE THE NOTE "RE" WITHOUT A SECTION TO GUIDE



NOW WRITE IT YOURSELF



TRACE THE NOTE DO (C) AND RE (D), MAKING SOME ROOM FOR EVERY FOLLOWING NOTE



WRITE THE NOTE DO (C) AND RE (D) YOURSELF

